CONGRESSO INTERNAZIONALE

Pastorale scolastica e universitaria

CITTÀ DEL VATICANO | 22-23 OTTOBRE 2026

DISEGNARE NUOVE MAPPE DI SPERANZA

CINQUE ESERCIZI CREATIVI

Una proposta artistica di Adriano Attus

DICASTERIUM
DE CULTURA ET EDUCATIONE

WHO

WHAT

WHERE

WHEN

WHY


WHO
WOW
WHY

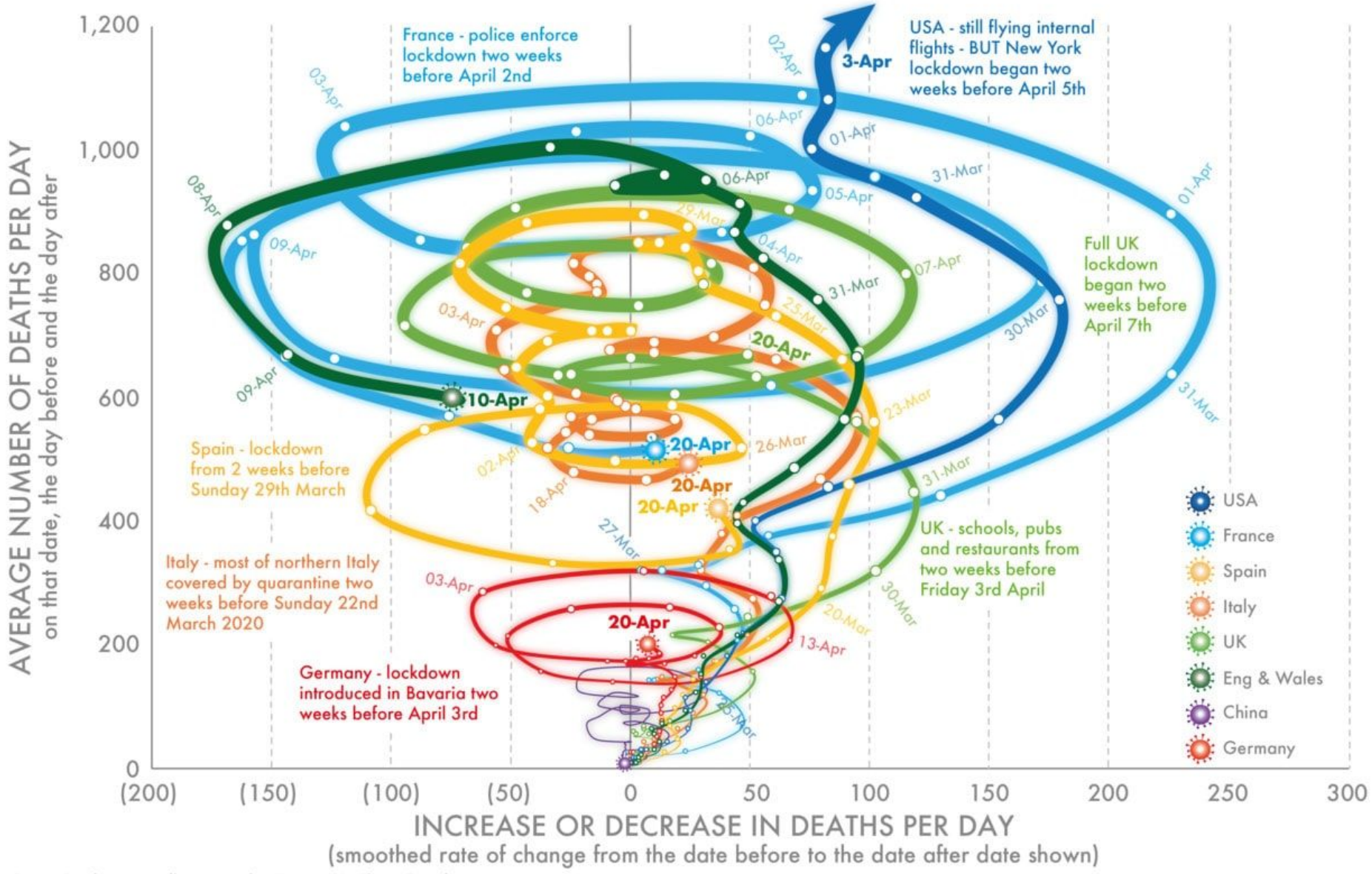

DannyDorling.org. Illustration by Kirsten McClure @orpheuscat

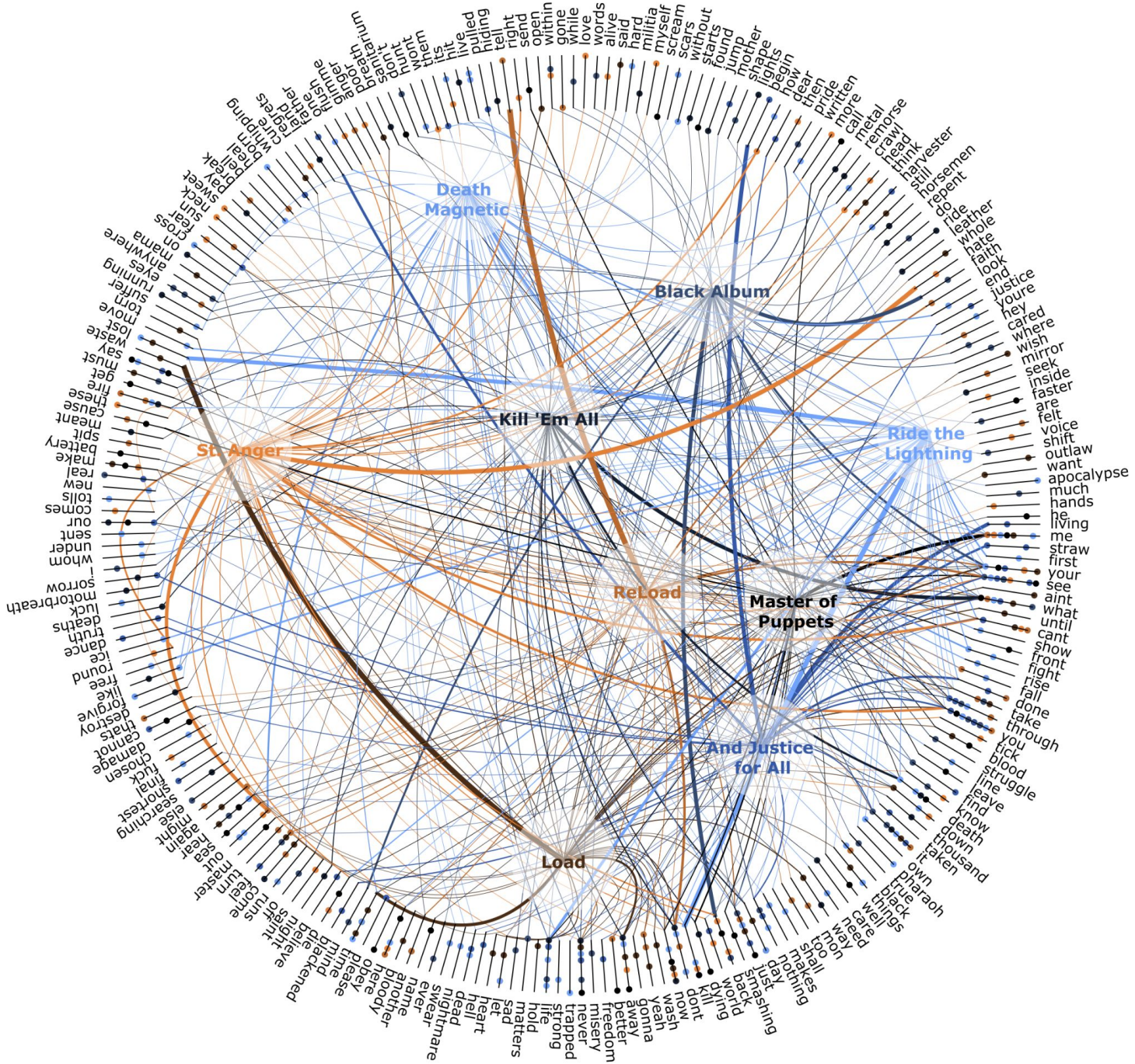
Death Magnetic
Black Album
Kill 'Em All
St. Anger
Ride the Lightning
ReLoad
Master of Puppets
And Justice for All
Load


81 37 32 84 62 77
41 7 69 80 93 19 36 76
52
24 34 55 1
75 98
4 95 20 42 29 46 28 51 66
39 13 90 10 92
64 97 23 85 33
22 30 40 45 25 12
56 49 88 65
6 100 26 9 14
79 5 60
94 44 8 74 18 78 72 67
11 54
91 99 27 2 17
38 47 59 96 89
43 68 31 70 16 86 61
82 73
87 21 57 50 3 83 71 15
63 53
48 35 58










25 76 54307 9 10 44 69 84 61

OSSERVA
CONNETTI
IMMAGINA
CREA
TRASFORMA

OSSERVA

Trova l'ordine nascosto

NOW IT'S YOUR TURN.
Find the numbers from 1 to 100 in the correct order and measure how long it takes.

NEED A CLUE? Use the map below to find your way.

					81	37	32	84	62					
				41	7	69		80						
				24	34	52			93		19		36	76
			75	98			55		1					
			4	95		20				29	46	28	51	
		85					42					90		33
	64	77		13	23							5	10	
	22													92
	56	30		40									45	25
6				26									88	
79		100		49									9	14
94	44	8		74								18		78
	11													
	47	38		91		99						27		2
		43		82		31	68				59		96	
		73									70	16	86	
			87	21	57			50		3	83	71	15	
				39	63									
					48	35			58		53			



CONNETTI

Componi un’immagine

NOW IT'S YOUR TURN.

1. Sketch an idea in one of the empty boxes.
2. Compose your image on the large grid by connecting the points.
3. Add, remove or combine elements as you wish.

INSPIRATION GALLERY

Need inspiration? Follow the sequence below and compose the image

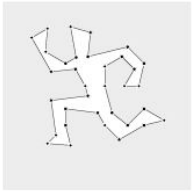

Try this one!
= 8 > 9 > 19 > 29 > 30 > 11 > 12 > 32 > 23 > 39 > 53 > 52 > 38 > 36 > 34 > 50 > 68 > 81 > 73 > 83 > 82 > 90 > 80 > 65 > 59 > 78 > 87 > 85 > 86 > 58 > 62 > 46 > 31 > 28 > 8

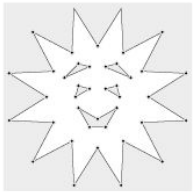

= 3 > 13 > 5 > 23 > 17 > 39 > 42 > 54 > 76 > 73 > 93 > 81 > 98 > 80 > 97 > 79 > 85 > 59 > 56 > 44 > 26 > 29 > 9 > 21
- *31 > 32 > 33*
- *35 > 36 > 38*
- *46 > 47 > 48*
- *49 > 51 > 52*
- *62 > 66 > 69 > 68 > 65*



Once inspiration strikes, create your own drawing and record the sequence. Knowledge grows when it is shared.

CONNETTI

Componi un’immagine





CONNETTI

Componi un’immagine





CONNETTI

Componi un’immagine

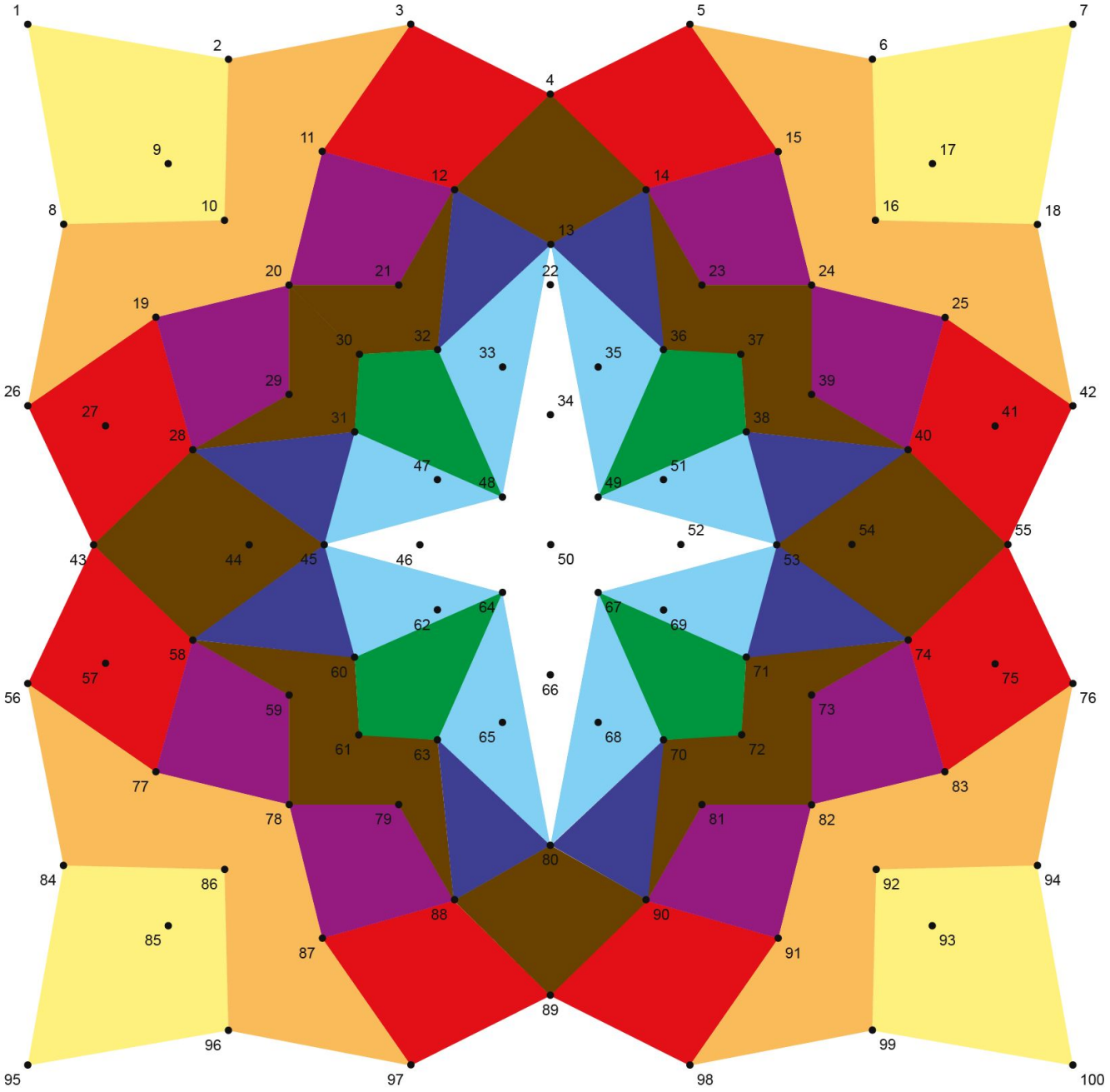

IMMAGINA

Dai forma alle idee

NOW IT'S YOUR TURN.

1. Imagine a character you would like to create.
2. Use the grids below as guides to sketch your ideas.
3. Choose nine geometric shapes and build groups from 1 to 9 identical elements.
4. Arrange them using the “mysterious forces”.
5. Colour, cut and assemble the shapes to bring your creation to life.

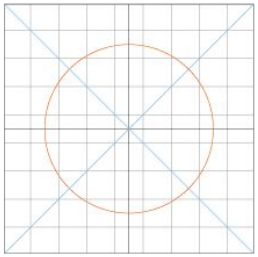

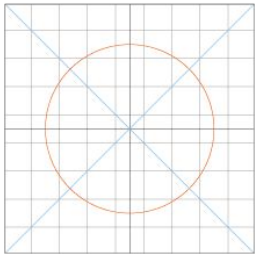

INSPIRATION GALLERY



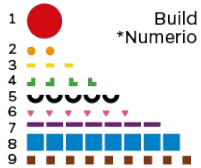



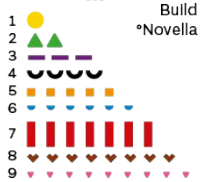



Create your own character



SHAPES TO CUT OUT

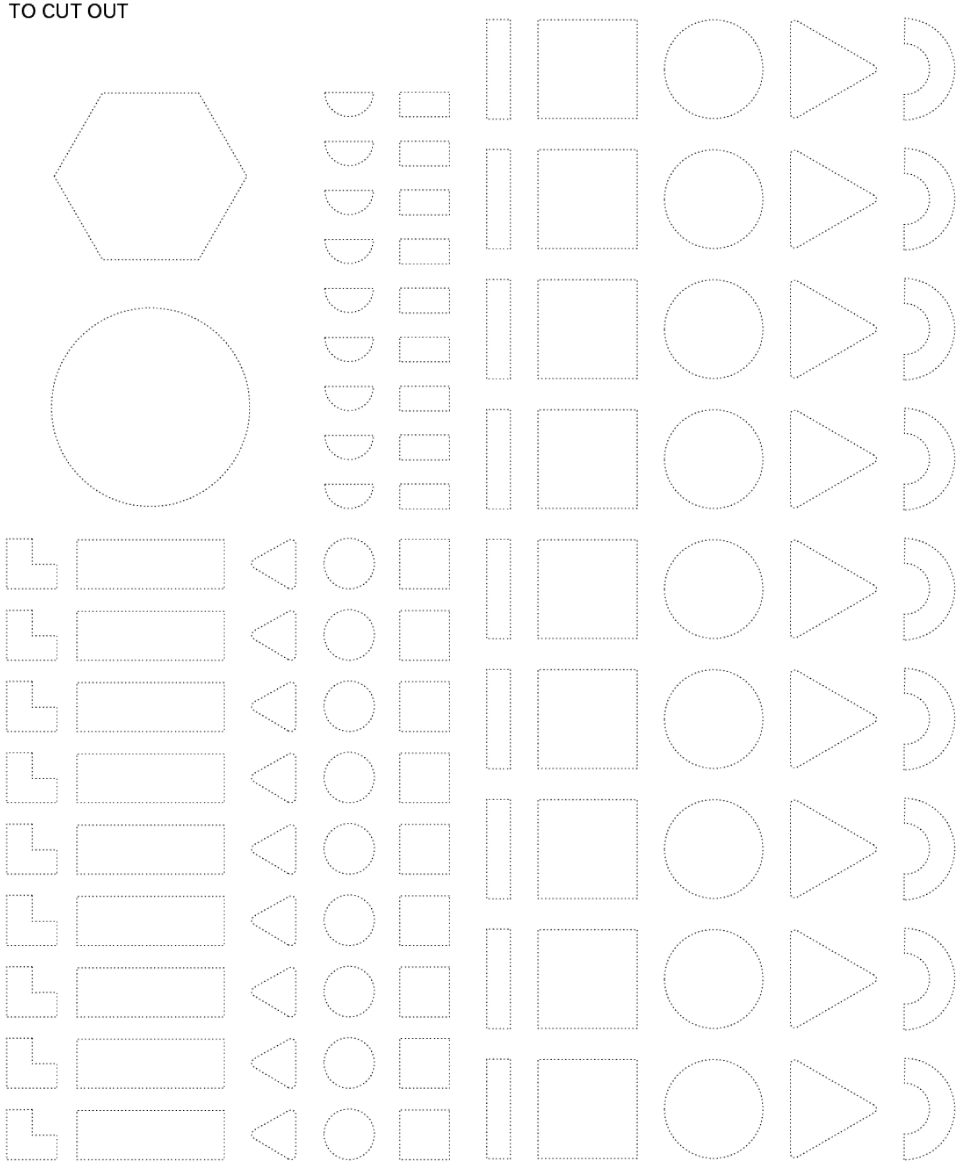

IMMAGINA

Dai forma alle idee

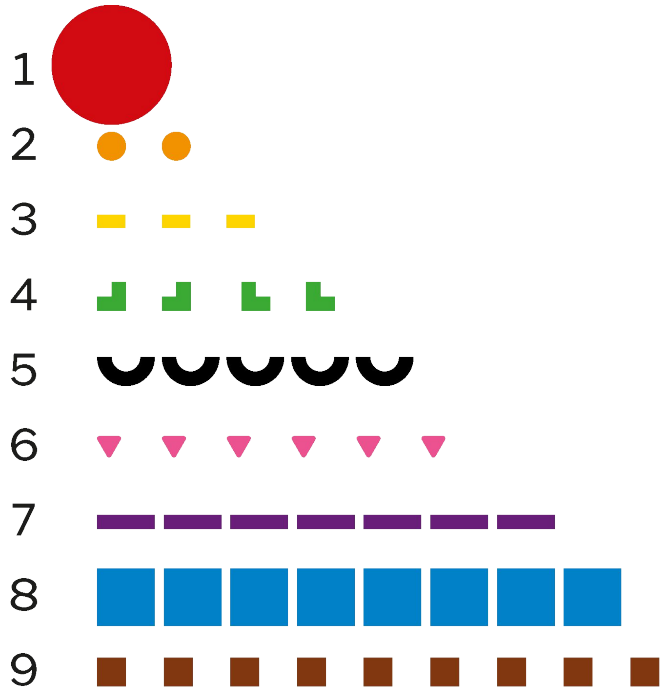



IMMAGINA

Dai forma alle idee

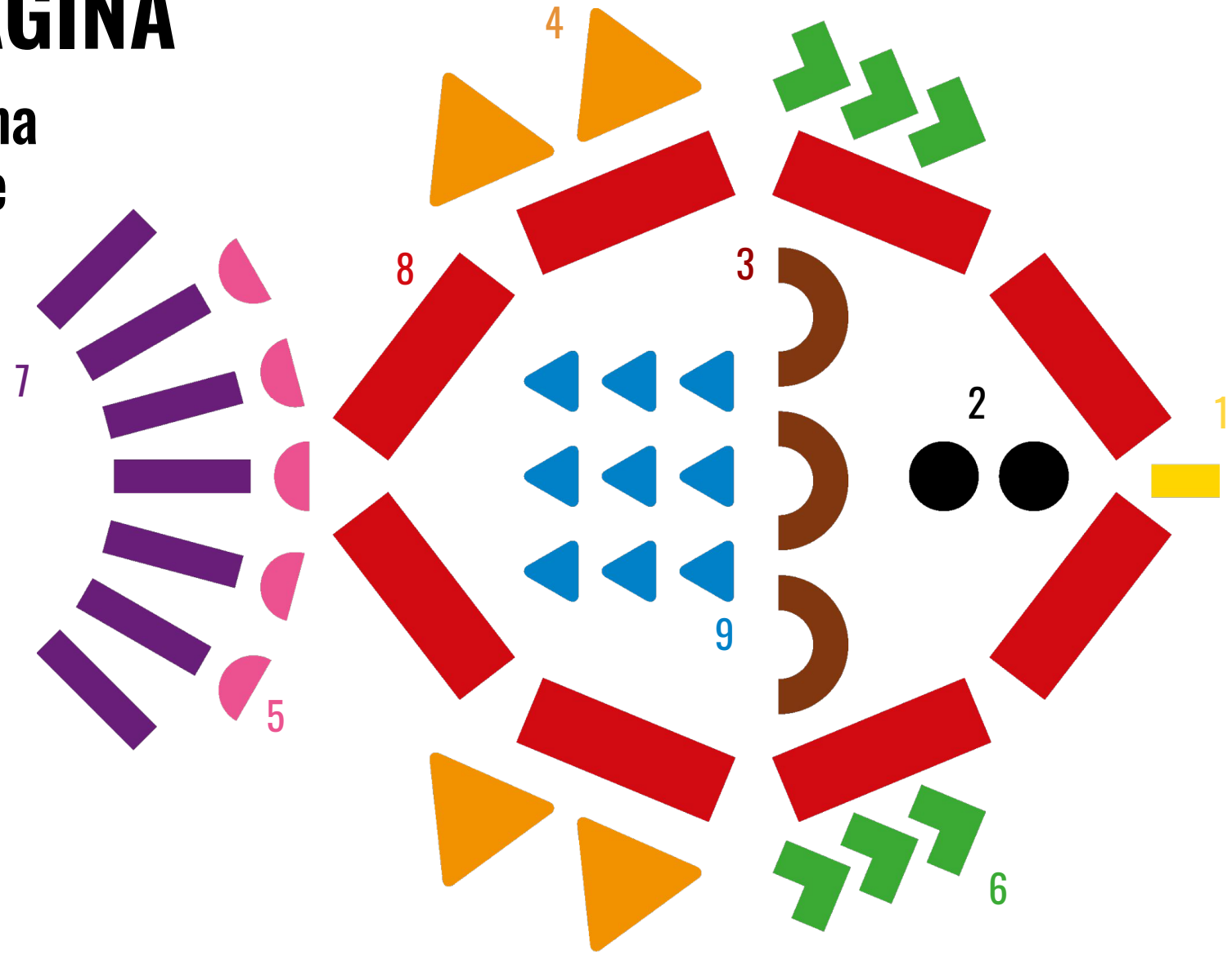

IMMAGINA

Dai forma alle idee





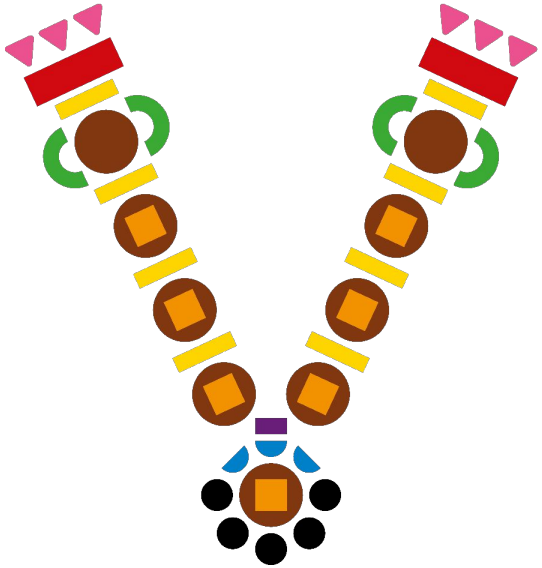

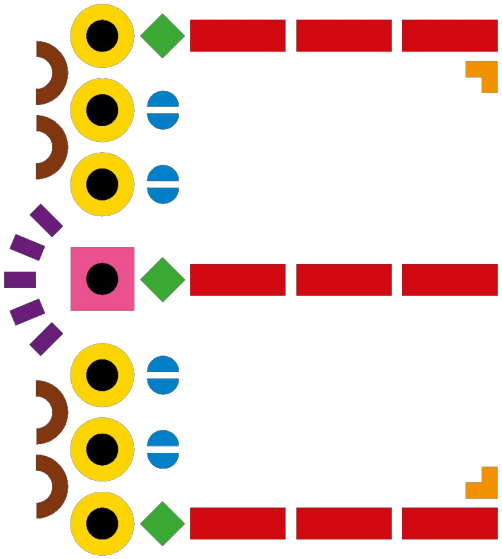

LE FORZE MISTERIOSE

ALLINEAMENTO

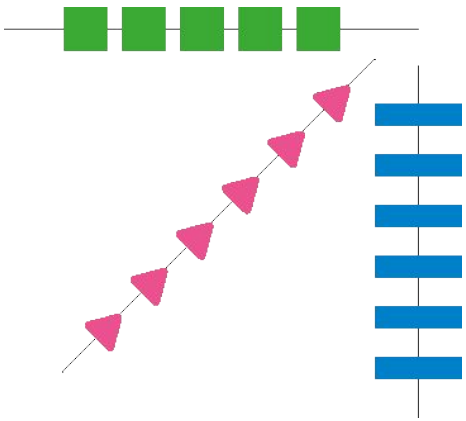

RAGGRUPPAMENTO

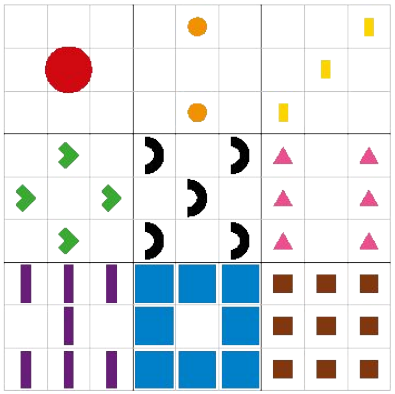

ROTAZIONE

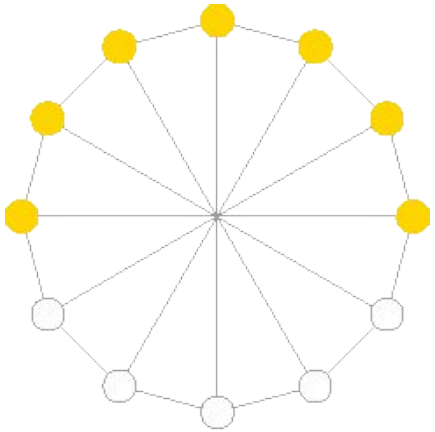

SIMMETRIA



GEOMETRIA

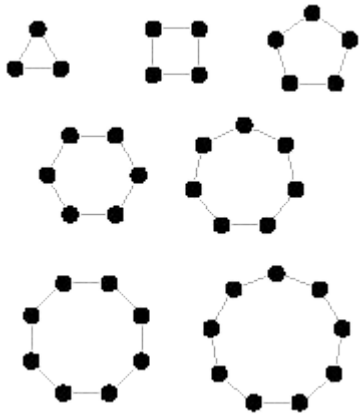

COLORE



CREA

Disegna una spirale invisibile

NOW IT'S YOUR TURN.

1. Starting from the innermost ring, connect two adjacent dashes to create a segment.
2. Create two segments in the second ring, three in the third, and continue in the same way until you reach thirty-three segments in the outer ring.
3. You are free to choose colours, directions and the arrangement of your marks.
4. Every decision contributes to a unique configuration: a spiral emerging from the relationship between simple and independent elements.

Two dashes, one segment

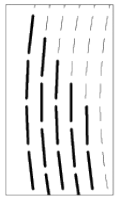

Example 1
Counterclockwise spiral

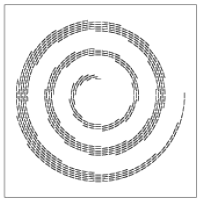

Example 2
Helical spiral

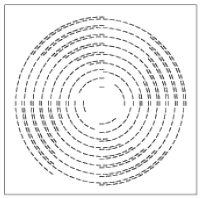

...AND START
FROM THE CENTRE!

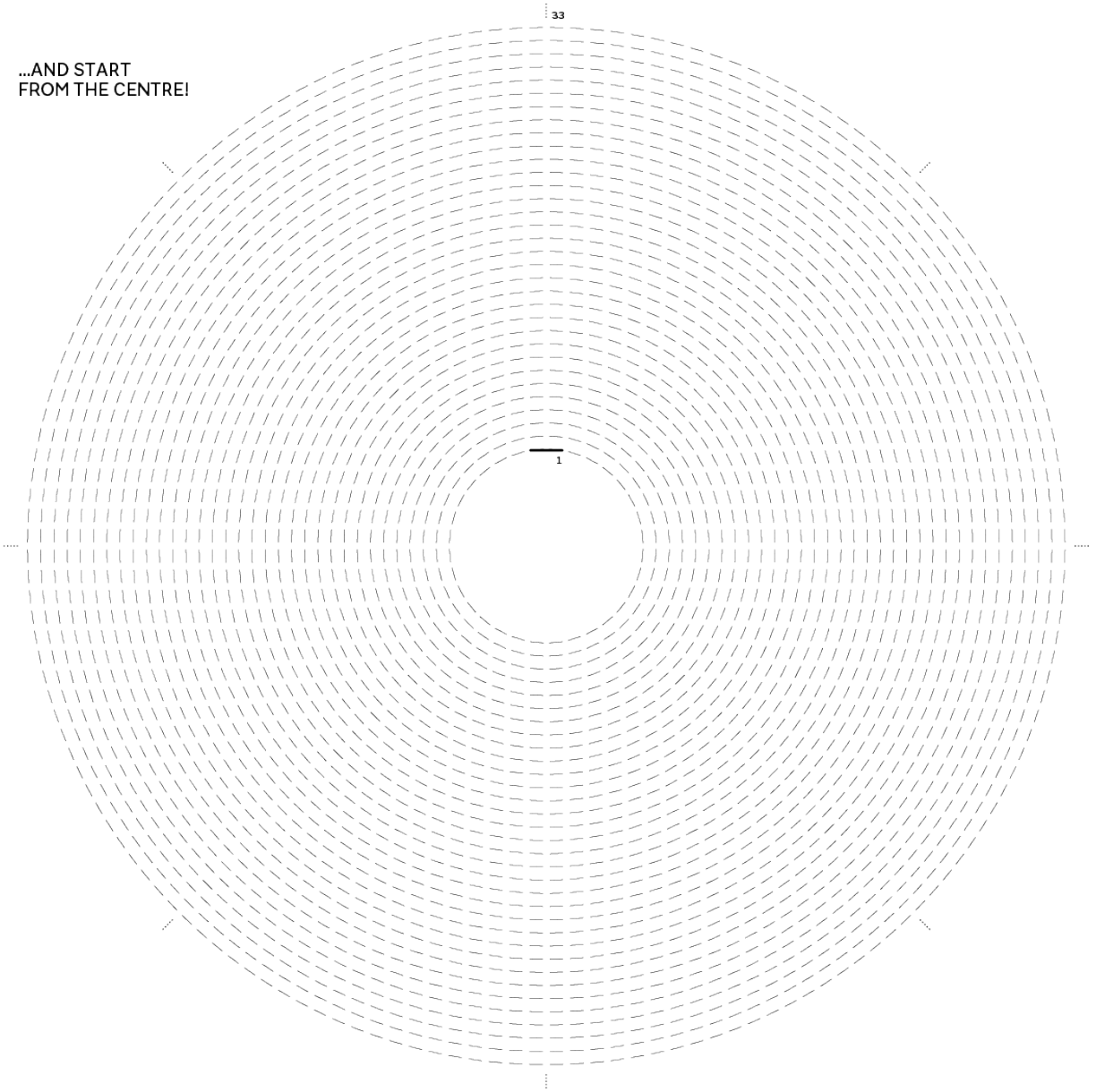

CREA

Disegna una spirale invisibile

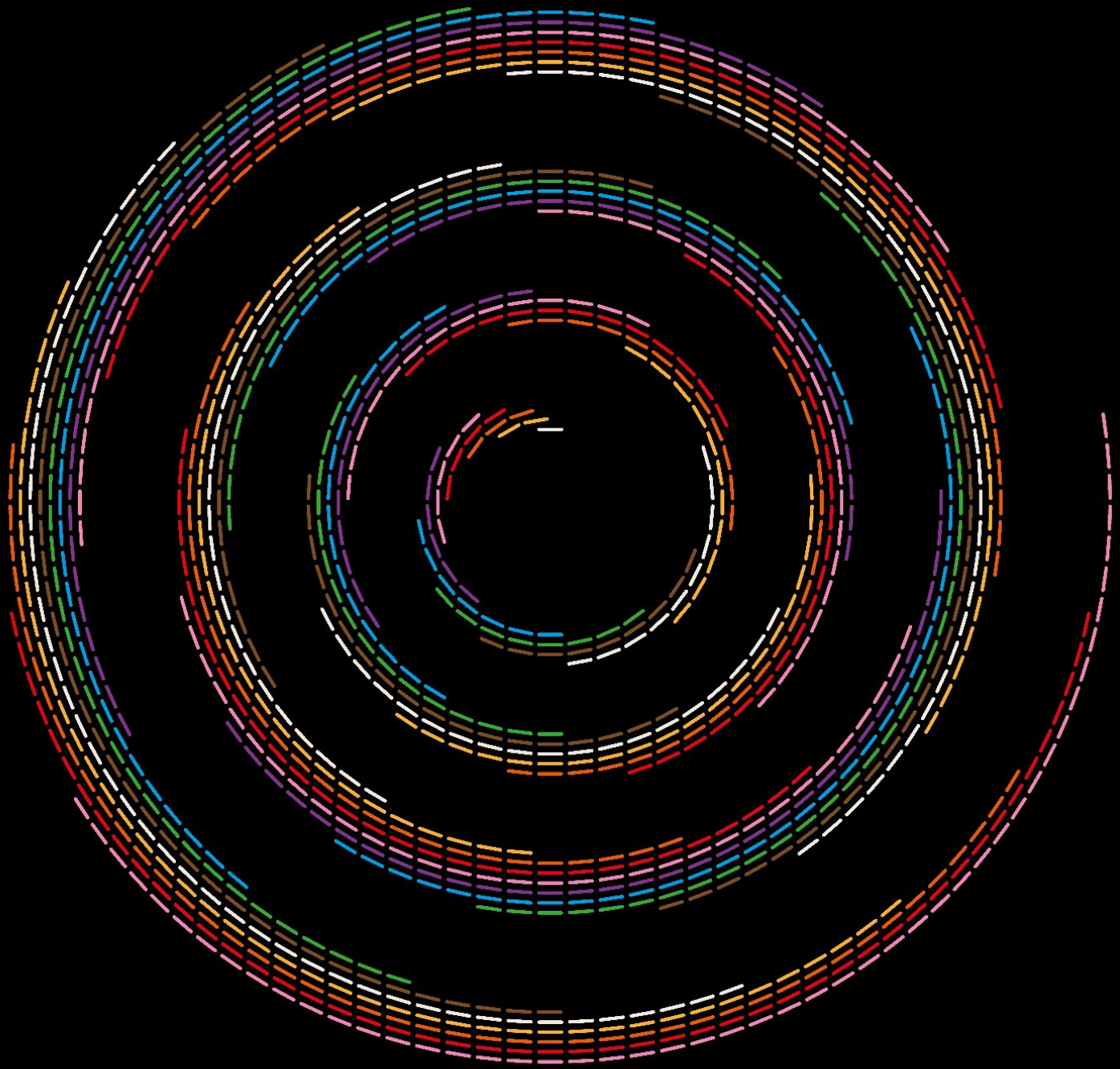

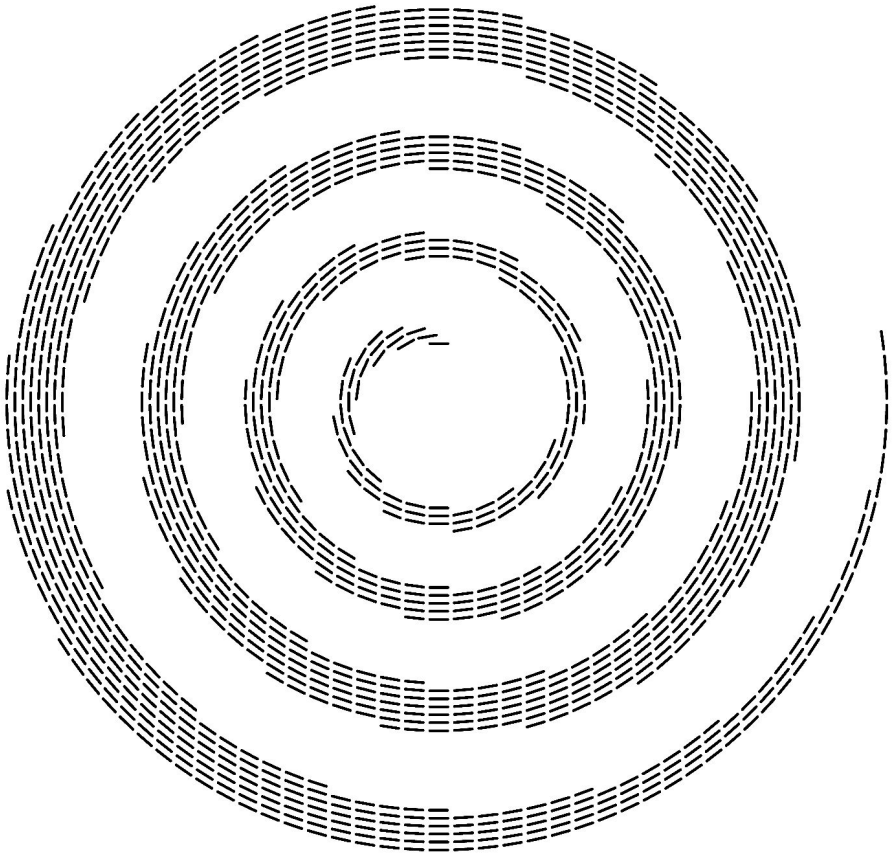

“Spirale” continua

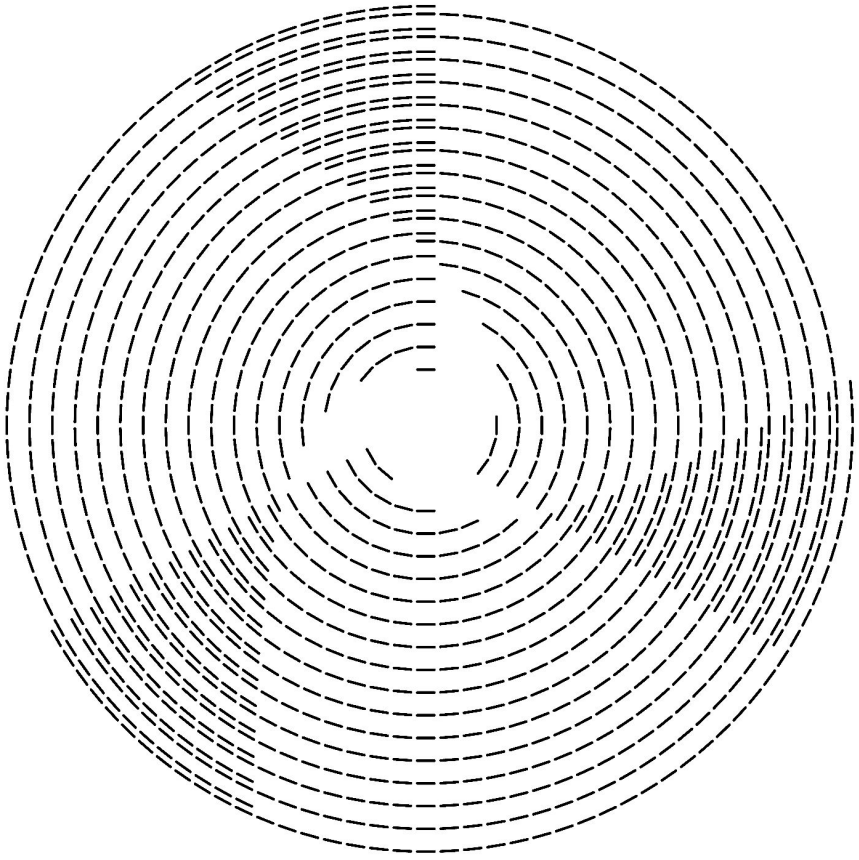

“Spirale” a tre riprese

TRASFORMA

Colora le parti, crea un insieme

NOW IT'S YOUR TURN.

1. Choose four colours and assign them to numbers 1–4.
2. Complete the 64 tiles using the combinations shown below.
3. You can cut out the tiles and arrange them on a new grid. Explore different compositions and discover how the whole changes when the parts are rearranged.

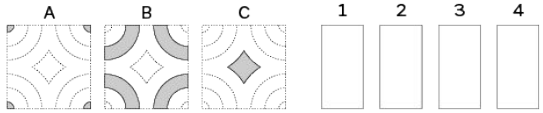

	A	B	C
☐	1	1	1
☐	1	1	2
☐	1	1	3
☐	1	1	4
☐	1	2	1
☐	1	2	2
☐	1	2	3
☐	1	2	4
☐	1	3	1
☐	1	3	2
☐	1	3	3
☐	1	3	4
☐	1	4	1
☐	1	4	2
☐	1	4	3
☐	1	4	4

	A	B	C
☐	2	1	1
☐	2	1	2
☐	2	1	3
☐	2	1	4
☐	2	2	1
☐	2	2	2
☐	2	2	3
☐	2	2	4
☐	2	3	1
☐	2	3	2
☐	2	3	3
☐	2	3	4
☐	2	4	1
☐	2	4	2
☐	2	4	3
☐	2	4	4

	A	B	C
☐	3	1	1
☐	3	1	2
☐	3	1	3
☐	3	1	4
☐	3	2	1
☐	3	2	2
☐	3	2	3
☐	3	2	4
☐	3	3	1
☐	3	3	2
☐	3	3	3
☐	3	3	4
☐	3	4	1
☐	3	4	2
☐	3	4	3
☐	3	4	4

	A	B	C
☐	4	1	1
☐	4	1	2
☐	4	1	3
☐	4	1	4
☐	4	2	1
☐	4	2	2
☐	4	2	3
☐	4	2	4
☐	4	3	1
☐	4	3	2
☐	4	3	3
☐	4	3	4
☐	4	4	1
☐	4	4	2
☐	4	4	3
☐	4	4	4



UN MOSAICO COMBINATORIO

LA TESSERA

Tre spazi

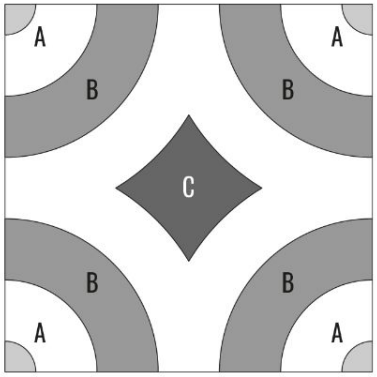

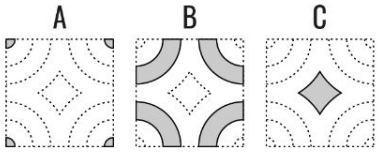

Quattro colori

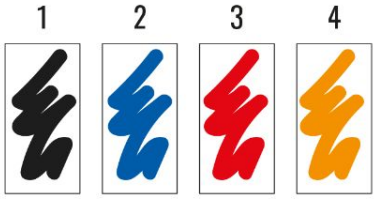

A	B	C
1	1	1
1	1	2
1	1	3
1	1	4
1	2	1
1	2	2
1	2	3
1	2	4
1	3	1
1	3	2
1	3	3
1	3	4
1	4	1
1	4	2
1	4	3
1	4	4
2	1	1
2	1	2
2	1	3
2	1	4
2	2	1
2	2	2
2	2	3
2	2	4
2	3	1
2	3	2
2	3	3
2	3	4
2	4	1
2	4	2
2	4	3
2	4	4
3	1	1
3	1	2
3	1	3
3	1	4
3	2	1
3	2	2
3	2	3
3	2	4
3	3	1
3	3	2
3	3	3
3	3	4
3	4	1
3	4	2
3	4	3
3	4	4
4	1	1
4	1	2
4	1	3
4	1	4
4	2	1
4	2	2
4	2	3
4	2	4
4	3	1
4	3	2
4	3	3
4	3	4
4	4	1
4	4	2
4	4	3
4	4	4



UN MOSAICO COMBINATORIO

LA TESSERA

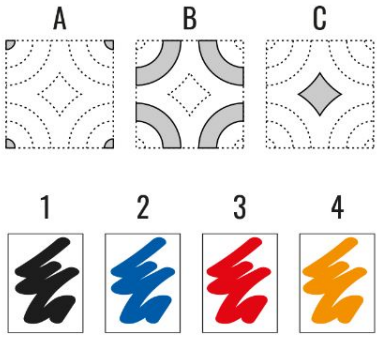

Le combinazioni

A B C	A B C	A B C	A B C
1 1 1	1 2 1	1 3 1	1 4 1
1 1 2	1 2 2	1 3 2	1 4 2
1 1 3	1 2 3	1 3 3	1 4 3
1 1 4	1 2 4	1 3 4	1 4 4



TRASFORMA

Colora le parti, crea un insieme













OBSERVE Find the hidden order	OSSERVA Trova l'ordine nascosto	OBSERVA Encuentra el orden oculto	OBSERVE Trouvel'ordre caché	OBSERVE Encontre a ordem oculta
CONNECT Compose an image	**CONNETTI** Componi un'immagine	CONECTA Compón una imagen	CONNECTE Compose une image	CONECTE Componha uma imagem
IMAGINE Give shape to ideas	IMMAGINA Dai forma alle idee	**IMAGINA** Da forma a las ideas	IMAGINE Donne forme aux idées	IMAGINE Dê forma às ideias
CREATE Draw an invisible spiral	CREA Disegna una spirale invisibile	CREA Dibuja una espiral invisible	**CRÉE** Dessine une spirale invisible	CRIE Desenhe uma espiral invisível
TRANSFORM Turn parts into a whole	TRASFORMA Trasforma le parti in un insieme	TRANSFORMA Transforma las partes en un todo	TRANSFORME Transforme les parties en un tout	**TRANSFORME** Transforme as partes em um todo

FIVE CREATIVE EXERCISES

Inspired by the artistic projects and educational workshops of Adriano Attus

OSSERVA

CONNETTI

IMMAGINA

CREA

TRASFORMA


WOW
OSSERVA
CONNETTI
IMMAGINA
CREA
TRASFORMA

CONGRESSO INTERNAZIONALE

Pastorale scolastica e universitaria

CITTÀ DEL VATICANO | 22-23 OTTOBRE 2026

GRAZIE!

In ricordo di papà Paolo e nonna Anna



DICASTERIUM
DE CULTURA ET EDUCATIONE